



ATD-80058

13 Watt Short Light w/50' Cord

Owner's Manual

Features And Specifications:

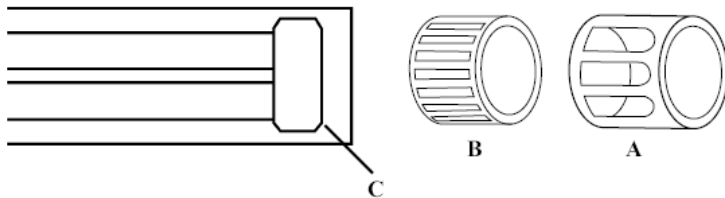
- 13W super bright fluorescent bulbs provide 120 Lux brightness
- 50 ft 16/3 SJTOW cord remains flexible in cold weather and is oil & grease resistant
- Heavy Duty end caps with shatter-proof housing
- Drop resistant with high impact Lexan lens
- Tool tap outlet with power indicator & overload protection
- Uniquely designed end allows for use as a flashlight
- Metal hooks for hanging and a 360° flexible ratcheting hook

Operating instructions

Simply plug into any 120 VAC outlet and turn on by pressing top of switch firmly and hold for 1 to 2 seconds, then release, this will start the lamp. To turn off, depress switch at the bottom.

To Change Bulb:

- Unplug unit from power supply
- Remove end bumper(A) and end cap(B)
- Remove bulb protector(C)
- Grasp end of bulb and pull straight out
- Slide new bulb in and push down into socket firmly.
- Re-assemble the bulb protector, the end cap and the end bumper.

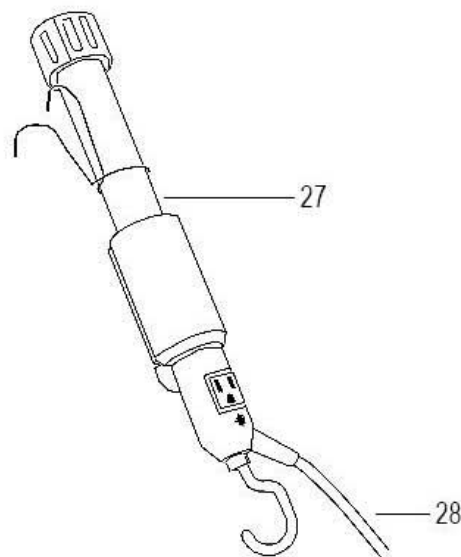
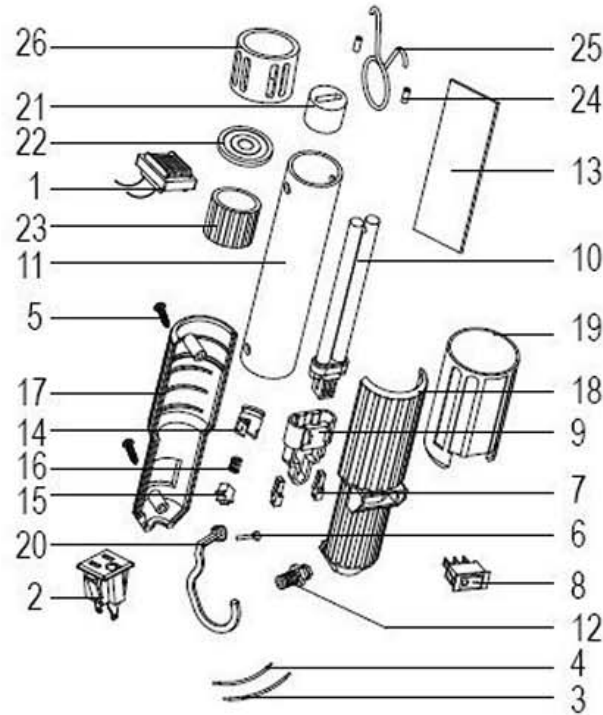


Cautions

- **Do NOT overload circuit** – Do not plug in more than 1500 watts or 12 amps into the base of this light. Check the amperage rating of the tool or appliance that you are using before connecting anything to the outlet(s) on this product to be sure that you are not overloading the circuit.
- **Do NOT service this reel light while it is plugged in.** It may cause electrical shock
- **Do NOT submerge in water.** – It may cause electrical shock and/or fires. To clean, wipe with damp cloth only, do not use solvents, and clean only when the unit is unplugged from power source.
- **Do NOT use this lamp in explosive atmosphere** - Near flammable liquids or where explosion proof lamps are required.
- The warnings, cautions, and instructions discussed in this instruction manual cannot cover all possible conditions and situations that may occur. It must be understood by the operator that common sense and caution are factors which cannot be built into this product, but must be supplied by the operator.

ATD

ATD-80058



ITEM#	ORDERING PART#	PART DESCRIPTION
1	PRT80014-01	Ballast
2	PRT80014-02	Outlet
3	PRT80014-03	Wire, black
4	PRT80014-04	Wire, white
5	PRT80014-05	Screw, ST3.5*30
6	PRT80014-06	Rivet, $\phi 3 \times 16$
7	PRT80014-07	Seat, Lamp holder
8	PRT80014-08	On/Off Switch
9	PRT80014-09	Lamp holder
10	EIKDT1365	Bulb
11	PRT80014-11	Clear tube
12	PRT80014-12	Strain relief
13	PRT80014-13	Reflecting paper
14	PRT80014-14	Holder, hook

ITEM#	ORDERING PART#	PART DESCRIPTION
15	PRT80014-15	Prop
16	PRT80014-16	Pressure spring
17	PRT80014-17	Handle, upper
18	PRT80014-18	Handle, lower
19	PRT80014-19	Protector, handle
20	PRT80014-20	Hook
21	PRT80014-21	Inner protector
22	PRT80014-22	Clear sheet
23	PRT80014-23	Outer protector
24	PRT80014-24	Sleeves, steel hook
25	PRT80014-25	Steel hook
26	PRT80014-26	Cover, head
27	ATD80098	Complete Head Assy w/1' Cord
28	PRT80005-30	50' Cord